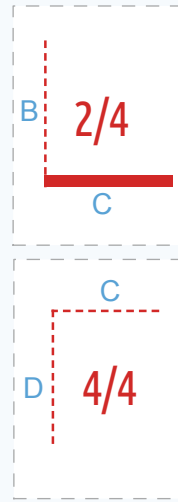
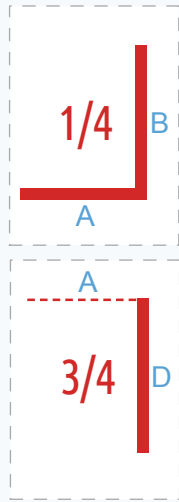


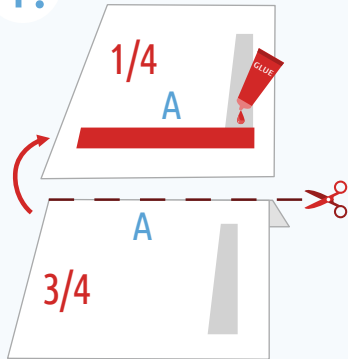
# BOARD GAME



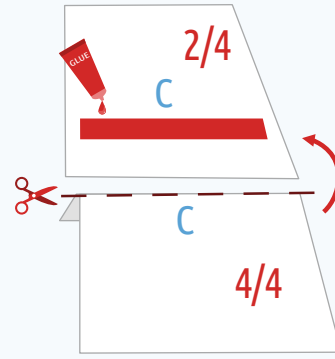
cut glue



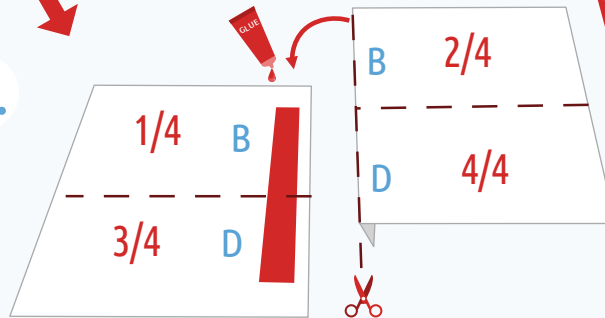
1.



2.



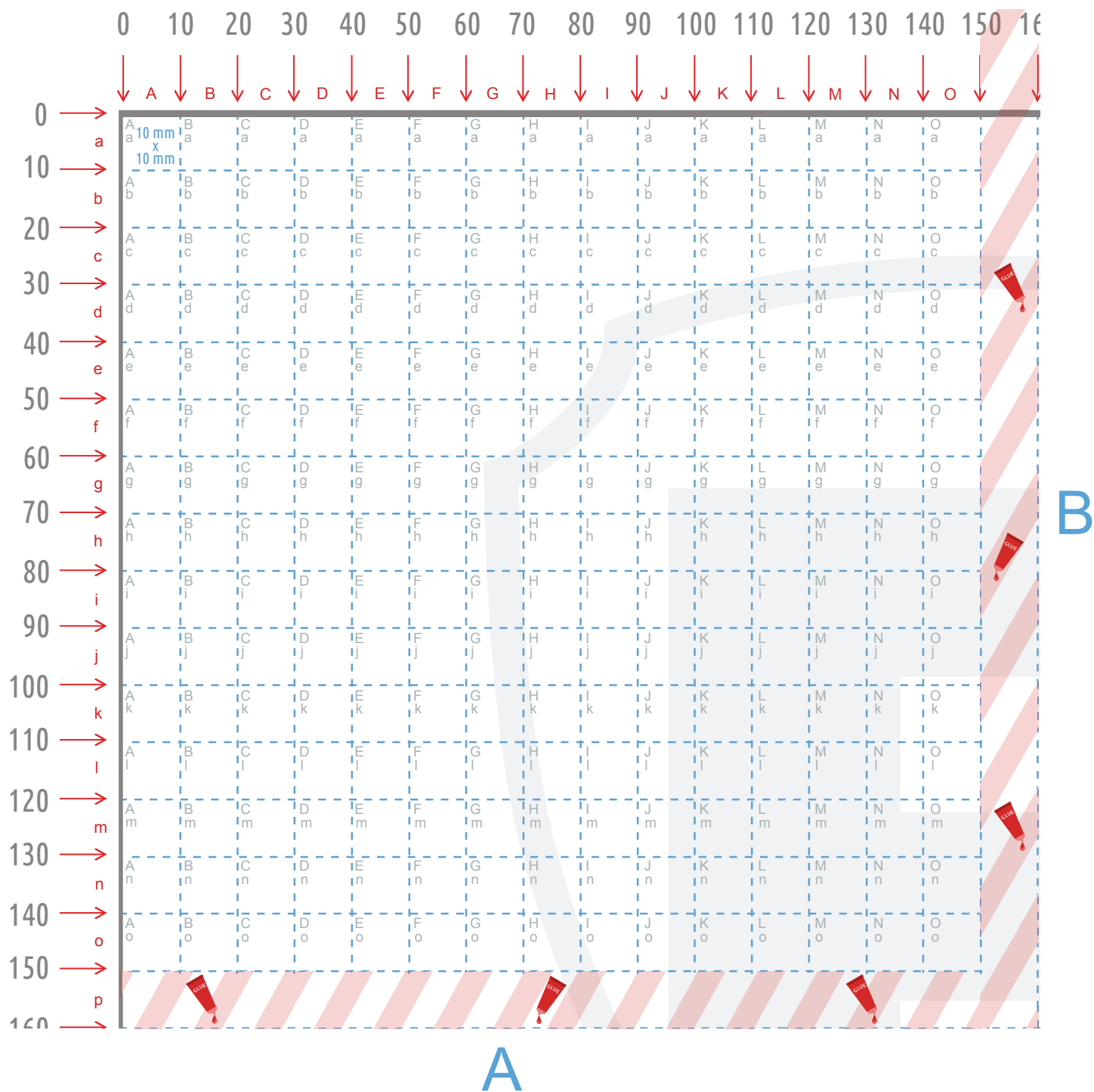
3.

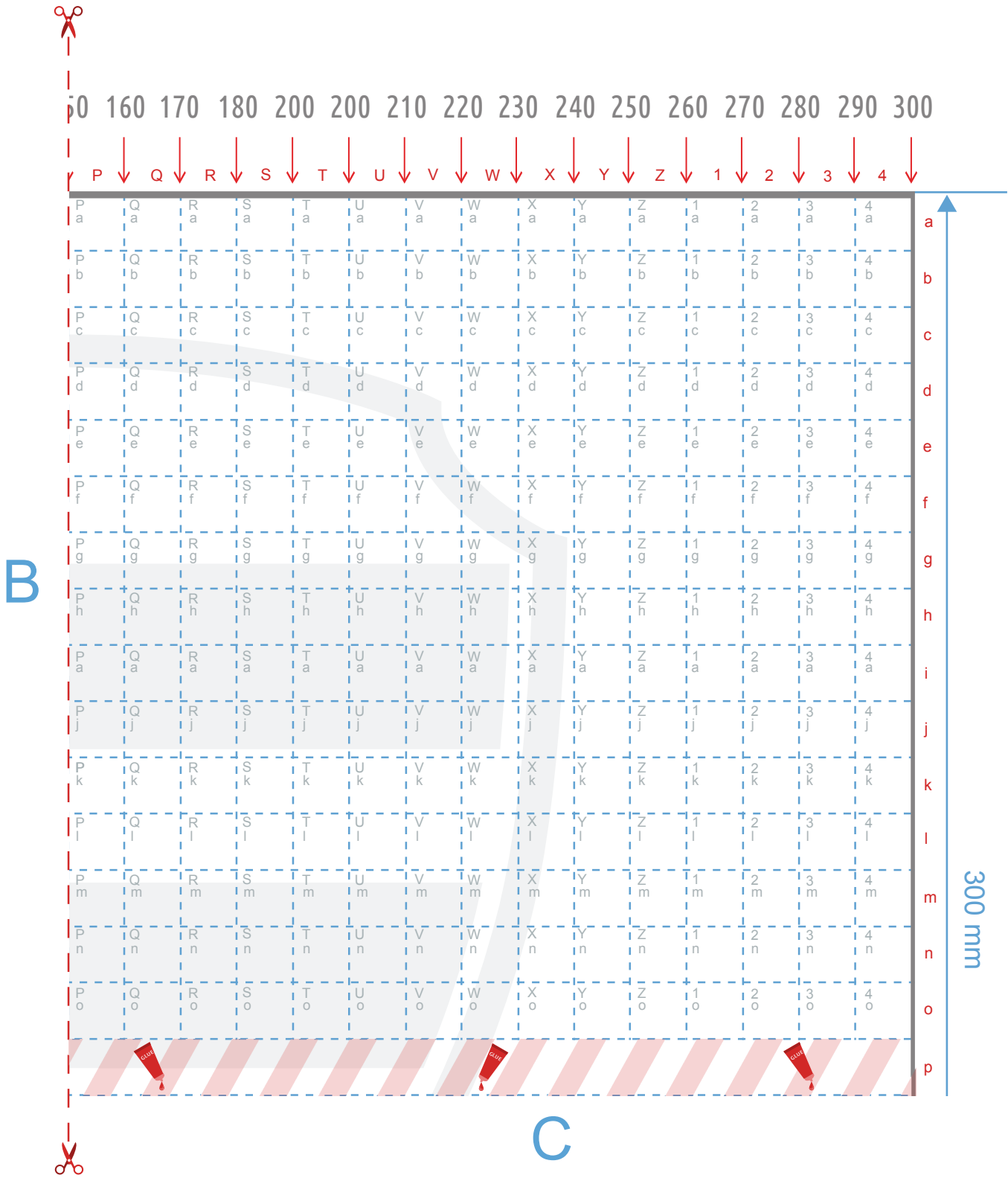


Need more? Visit [feldherr.org/download!](http://feldherr.org/download!)

# FELDHERR BOARD GAME-SIZE (300 x 300 mm)

## Raster Foam Tray





A

150 →

160 →

170 →

180 →

200 →

200 →

210 →

220 →

230 →

240 →

250 →

260 →

270 →

280 →

290 →

300 →

A B C D E F G H I J K L M N O

300 mm

D

GLUE

GLUE

GLUE

C

D

A handwriting practice grid consisting of 4 rows and 14 columns. The grid is bounded by red dashed lines with scissors at the corners, indicating where to cut. The grid is divided into four quadrants by a vertical dashed line between columns 7 and 8 and a horizontal dashed line between rows 2 and 3. The letters 'C' and 'D' are placed in the top-left and bottom-left corners respectively. The grid contains the following content:

P	Q	R	S	T	U	V	W	X	Y	Z	1	2	3	4	p	
p	p	p	p	p	p	p	p	p	p	p	p	p	p	p	p	q
q	q	q	q	q	q	q	q	q	q	q	q	q	q	q	q	r
r	r	r	r	r	r	r	r	r	r	r	r	r	r	r	r	s
s	s	s	s	s	s	s	s	s	s	s	s	s	s	s	s	t
t	t	t	t	t	t	t	t	t	t	t	t	t	t	t	t	u
u	u	u	u	u	u	u	u	u	u	u	u	u	u	u	u	v
v	v	v	v	v	v	v	v	v	v	v	v	v	v	v	v	w
w	w	w	w	w	w	w	w	w	w	w	w	w	w	w	w	x
x	x	x	x	x	x	x	x	x	x	x	x	x	x	x	x	y
y	y	y	y	y	y	y	y	y	y	y	y	y	y	y	y	z
z	z	z	z	z	z	z	z	z	z	z	z	z	z	z	z	1
1	1	1	1	1	1	1	1	1	1	1	1	1	1	1	1	2
2	2	2	2	2	2	2	2	2	2	2	2	2	2	2	2	3
3	3	3	3	3	3	3	3	3	3	3	3	3	3	3	3	4
4	4	4	4	4	4	4	4	4	4	4	4	4	4	4	4	

A large, semi-transparent watermark reading 'DRAFT' is oriented vertically across the center of the grid. At the bottom, there are blue arrows: a vertical arrow pointing down on the right side and a horizontal arrow pointing right on the bottom side. The label 'lm' is located at the bottom left corner.